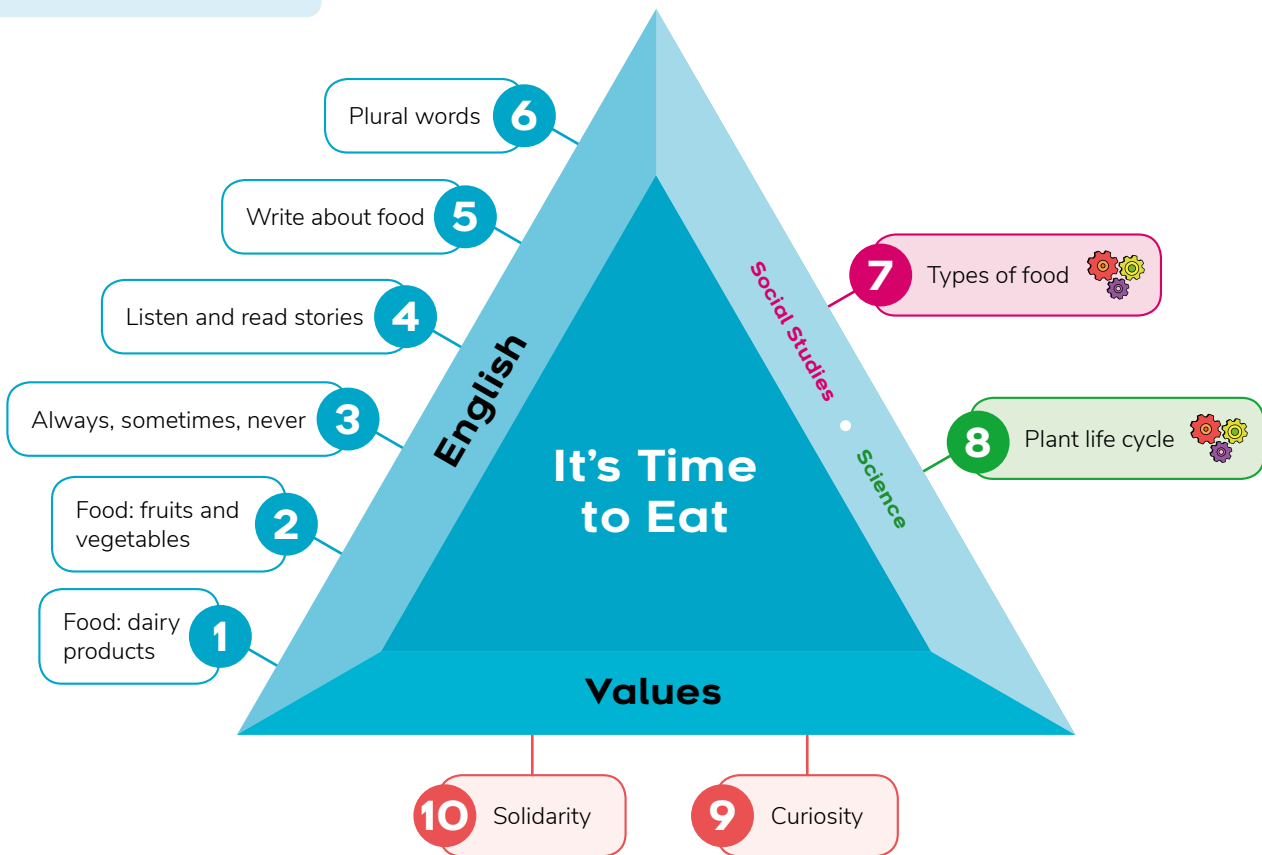


English Pedagogical Module 3

What do you want to eat?

Curricular Threads: Communication and Cultural Awareness,
Oral Communication, Reading, Listening, Writing, Phonics, Language Through the Arts

Fourth Grade EGB



Do you eat with your family?

Communication and Cultural Awareness

Dairy Products on the Farm




1. Listen to the story and follow along.



Audio

Listen to the recording



2. Check ✓ the best summary of the story.

- ☐ The story is about a truck.
- ☐ The story is about the farm.
- ☐ The story is about the milk products.

3. Circle the products that are made with milk.

Danny and his family live on a farm. There are many cows on the farm. Every morning, his father brings **milk** for breakfast. "We usually make **cheese** and **cream** with milk," his father says. "Today we have some **yogurt** for breakfast." says his mom. "I like to eat bread with **milk caramel**!" says Danny. "I like to eat bread with **butter**!" says Naty. Finally, they finish eating and they go to school.



Language Through the Arts



Vocabulary

The farm



dairy products



milk



cream



butter



cheese



yogurt



ice cream



milk
caramel



meat



pig



chicken



eggs



bread

Draw a picture of the dairy products you know.
Write down what you draw.



Values: Curiosity

Curiosity: A desire to learn about many things.



Freepik



Values: Solidarity

Solidarity: To be generous with all the people.



Freepik

Freepik

Reading

First, Next, Finally

1. Look at the pictures and number 1, 2, 3.

1 First			2 Next			3 Finally		
<input type="radio"/> 	<input type="radio"/> 	<input type="radio"/> 	<input type="radio"/> 	<input type="radio"/> 	<input type="radio"/> 			
<input type="radio"/> 	<input type="radio"/> 	<input type="radio"/> 	<input type="radio"/> 	<input type="radio"/> 	<input type="radio"/> 			
<input type="radio"/> 	<input type="radio"/> 	<input type="radio"/> 	<input type="radio"/> 	<input type="radio"/> 	<input type="radio"/> 			

2. Read and number Danny’s father’s activities in the correct order.

<input type="radio"/> 	<input type="radio"/> 	<input type="radio"/> 	<input type="radio"/> 
Sometimes he eats breakfast with us.	He usually milks the cows.	He always drives the truck with milk and takes us to school.	Danny’s father always gets up very early in the morning.

3. Read and write True (T) or False (F) about Danny’s mother activities.

- His mother always goes to the market on Saturdays. _____
- His mother never cooks for the children. _____
- Sometimes his mother drives the truck. _____
- Usually Danny’s mother goes to school. _____
- His mother always buys vegetables and fruits. _____

Listening

1. Listen and sing along.



Audio

Listen to the recording

Old MacDonald



Old MacDonald had a farm
E-I-E-I-O
And on his farm he had a cow
E-I-E-I-O
With a moo moo here
And a moo moo there
Here a moo, there a moo
Everywhere a moo moo
Old MacDonald had a farm
E-I-E-I-O



Old MacDonald had a farm
E-I-E-I-O
And on his farm he had a pig
E-I-E-I-O
With a oink oink here
And a oink oink there
Here a oink, there a oink
Everywhere a oink oink
Old MacDonald had a farm
E-I-E-I-O



Old MacDonald had a farm
E-I-E-I-O
And on his farm he had a duck
E-I-E-I-O
With a quack quack here
And a quack quack there
Here a quack, there a quack
Everywhere a quack quack
Old MacDonald had a farm
E-I-E-I-O



Old MacDonald had a farm
E-I-E-I-O
And on his farm he had a horse
E-I-E-I-O
With a neigh neigh here
And a neigh neigh there
Here a neigh, there a neigh
Everywhere a neigh neigh
Old MacDonald had a farm
E-I-E-I-O




Old MacDonald had a farm
E-I-E-I-O
And on his farm he had a lamb
E-I-E-I-O
With a baa baa here
And a baa baa there
Here a baa, there a baa
Everywhere a baa baa
Old MacDonald had a farm
E-I-E-I-O



2. Draw what you learned from the song.

- What animals are in the farm?




3. Listen to the song and circle the correct sound.

- The cow says
moo moo oink oink baa baa
- The pig says
baa baa oink oink neigh neigh

Phonics

Grammar Tip



Freepik

Grammar Tip



Freepik

Plural /s/

1. Listen and repeat the words.

animal - animals	lamp - lamps
pet - pets	vegetable - vegetables
duck - ducks	backpack - backpacks
hat - hats	book - books
fruit - fruits	

Plural /z/

2. Listen and repeat the words.

egg - eggs	eye - eyes
leg - legs	ear - ears
dog - dogs	hand - hands
toy - toys	finger - fingers

3. What animal do you see?

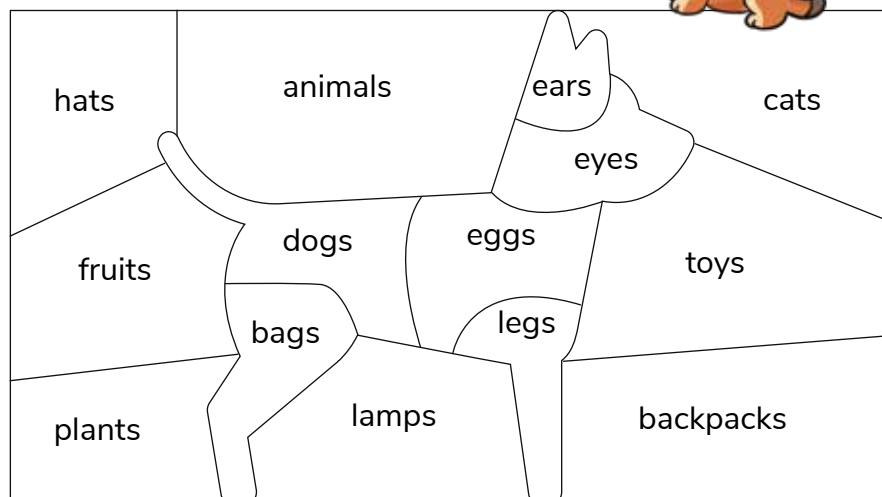
Color the words with strong final **S** in brown.
Color the other words in yellow.



Mineduc



Mineduc



Non-Commercial Licence

Oral Communication

1. Talk and play!

Use the phrase "How much?"



milk



cream



butter



cheese



sugar



yogurt



ice cream



milk
caramel



bread



meat



2. Talk and play!

Use the phrase "How many?"



chickens



eggs



toys



cups



plants



hats



ducks

3. Draw three things that you have or eat under each column.

How much?

How many?

Communication and Cultural Awareness

Food: Fruits and Vegetables



1. Read the text and answer the questions.

On Saturday, we always go to the market. “Look at the **vegetables**, they have many different colors.” says my mom. “Yes, and the fruits are very pretty, too.” I say. We always buy vegetables and **fruits** at the market. Usually people buy cheese and yogurt. Sometimes children want to buy some caramel ice cream, too. Going to the market is fun!

- Who is in the story? _____
- Where is the story? _____
- What do they see in the story? _____

2. Order the events of this story.

beginning, middle, end




Language Through the Arts




Social Studies

Let's play the market!



- Make a little market stand with recycled material and cut products from magazines. Play with your friends after pasting your products in the market stand.



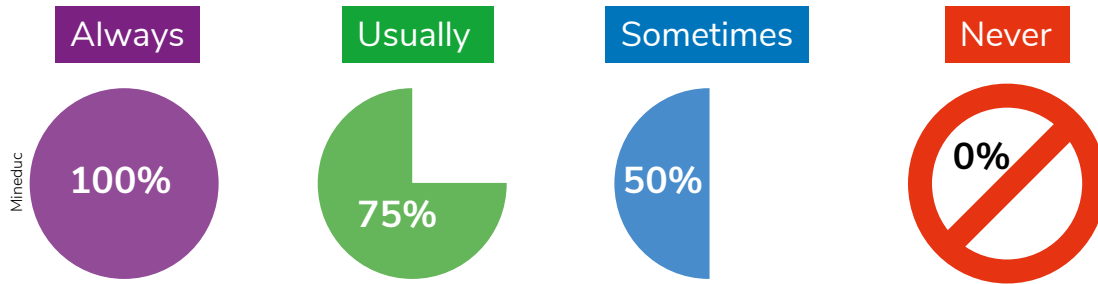
Vocabulary

Market

tomatoes	lettuce
garlic	potatoes
green peppers	yucca
beets	beans
banana	corn
rice	noodles
onions	carrots
beans	coffee
soup	peas

Reading

Frequency Adverbs



1. Look at the pictures and read the description of each picture.

Always

a.



b.



a. My father always milks the cows.

b. Mother always goes to work.

Usually

c.



d.



c. The baker usually bakes cakes.

d. The dentist usually cleans teeth.

Sometimes

e.



f.



e. The painter sometimes reads a book.

f. The veterinarian sometimes takes care of cows.

Never

g.



h.



g. The farmer never works in hospitals.

h. The pilot never drives the truck.

2. Look at the pictures in the exercise and answer the questions:

What does my father do?

What does the baker do?

What does the veterinarian do?

What does the pilot do?

Writing



breakfast



lunch



dinner

What do you eat

for breakfast?

for lunch?

for dinner?

1. Describe your daily routine.

Use **always**, **usually**, **sometimes**, **never**.

- For breakfast, _____ .
- Usually, _____ .
- For lunch, sometimes _____ .
- I never _____ .
- For dinner, _____ .
- Usually, I go to bed at _____ .

2. Fill in the fact chart about fruits and vegetables.

Name	Color	Size	Fruit or - vegetable
banana	yellow	small	fruit

Phonics

1. Listen to the dialogue and talk with your friends using new words.

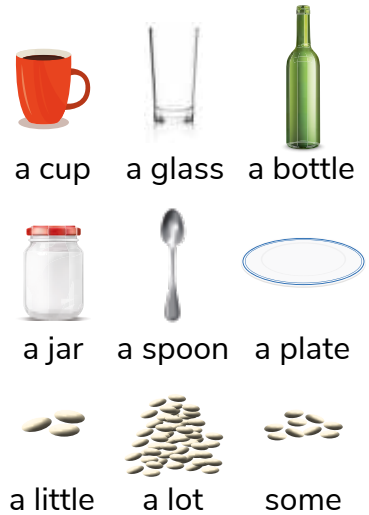


Audio

Listen to the recording



Vocabulary



2. Look at the picture and write the corresponding word from the vocabulary box.

• A _____ of coffee.



• A _____ of milk.



• A _____ of vegetables.



• A _____ of noodles.



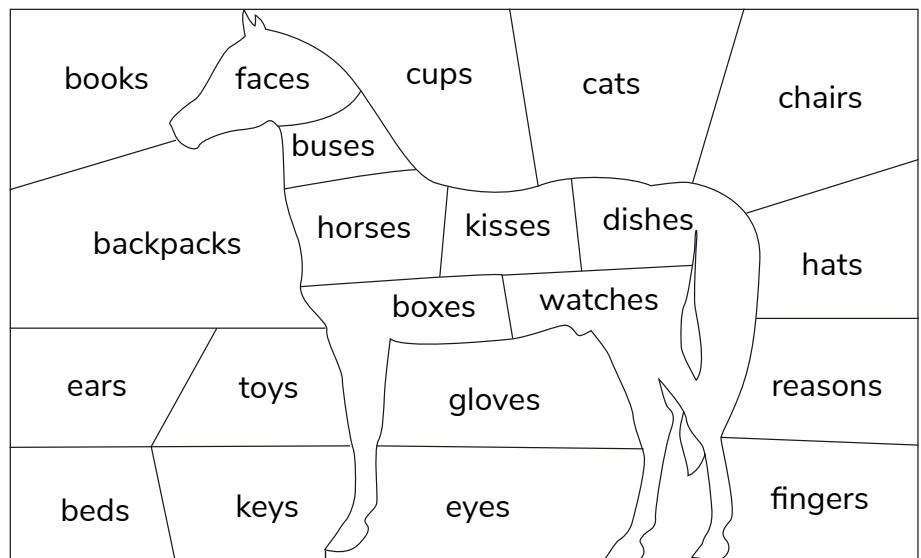
• A _____ of caramel.



• I want _____ chicken.



3. Read and color: /s/ with light blue, /z/ with green, /iz/ with brown. What do you see now?




Oral Communication



1. Think about the foods that you like.
Put a check under the correct word for you.

Example: I always eat fruit.

	always	usually	sometimes	never
fruit				
bread				
tomatoes				
carrots				
potatoes				
rice				
milk				
cheese				
ice cream				

2. Time to play!

Make groups of four students. Use a dice  and an eraser or sharpener for your piece. Roll the dice and advance your piece. Read the questions and answer them using sentences with: **always**, **usually**, **sometimes**, **never**.

START 	Watch tv	Go to school	Play soccer	GO BACK 3
Play with my friends				Jump in the street
Do my homework				Climb trees
Go to the market				Ride a bus
REPEAT	Help my mother	Drink milk	Eat chicken	ADVANCE 2



Project 1

MY Farm

1. Build a farm with recycled material and play. Follow the instructions below.



First: Use recycled material like boxes, milk containers, ice cream sticks, and other materials you have.



Next: Find and cut out the pictures of the animals and things you can have on the farm.



Then: Build a farm!



Freepik



Finally: Invite your friends to visit your farm and play.



Reading

- 1 Listen to the story and follow along.
Read the sentences and circle T (true) or F (false).

Danny and his family go to grandma's house. They always go to her house on Sundays. His mother usually brings some fruit. His grandma sometimes cooks banana and eggs, *tigrillo*, for breakfast. We have fruit, milk, cheese, bread, some eggs and coffee for breakfast. Next, we play and jump. Then, we eat lunch with chicken, vegetables and rice. In the afternoon we go home!

Danny and his family went to the market on Sunday.

T F

They visited grandma on Sunday.

T F

His mother usually brings fruit.

T F

Grandma cooks breakfast and lunch for us.

T F

For lunch, there is meat and noodles.

T F

Grammar

- 2 Write "How much" or "How many" on the lines below.

- _____ eggs does my mother have in the basket?
- _____ milk do you want?
- _____ butter is on the bread?
- _____ apples are in the tree?



Vocabulary

- 3 Unscramble the words.



rygtuo



tavelesgeb



estotoma



cickhen



tleucet



fabreksta

Listening

4 Listen to your teacher and circle the words.

Writing

5 Describe your daily routine.

- For breakfast, _____
- Usually, _____
- For lunch, sometimes _____
- I never _____
- For dinner, I _____

I'm completing this self-evaluation based on what I learned in the module.

Self-evaluation

I check (✓) the box that most applies to me


Reflections				
Understand and name dairy products, vegetables and fruits.				
Read and understand a story.				
Use always, usually, sometimes, never.				
Use How much.../ How many...				

Freeplik

Non-Commercial Licence

Communication and Cultural Awareness

1. Read and talk about the story.



2. Circle the correct answer.

- Who is coming for dinner?

Friends Family Farmers

- Who is cooking?

Mom and dad Grandma and the children Mom and grandma

- How much food are they cooking?

A lot A little A cup

- What does Anne like?

Potato soup Chicken soup Vegetable soup

- What does Danny want to eat?

Pork and corn Apples and pig Corn and meat

Language Through the Arts

Let's Plan a Party!



1. Write an invitation.

To: _____

When: _____

Where: _____

Time: _____

You're invited!

2. What do you want to eat?
Make a menu for the party.

Menu

3. Think about solidarity. What is the correct behavior after a party?

- children go home without cleaning the classroom
- only girls clean and wash
- only boys clean and wash
- all the children help clean and wash

Reading



Science

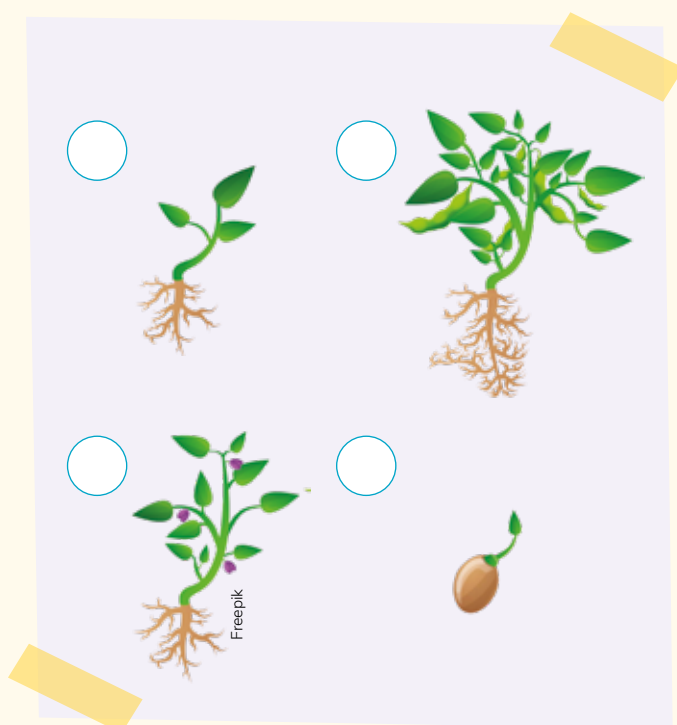
Life Cycles

1. Read the life stages of a butterfly.

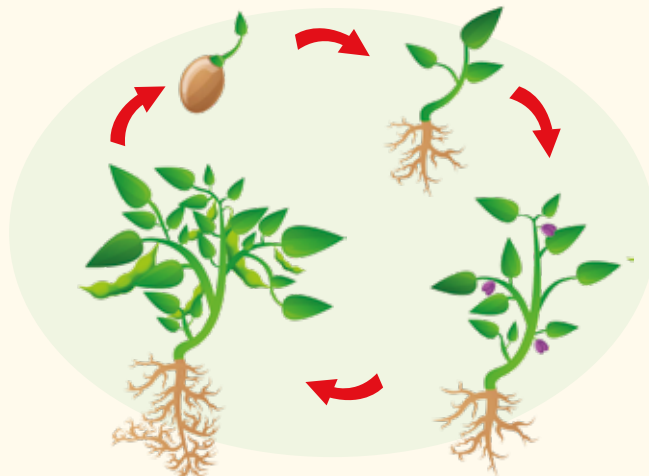


- First, there is an egg.
- Next, the egg turns into a caterpillar.
- Then, it turns into a chrysalis.
- Finally, it becomes a butterfly.

3. Look at the pictures and write the correct number of the life cycle.



2. Now, read the life stages of a plant.




- First, there are some seeds.
- Next, the roots grow.
- Then, there are flowers.
- Finally, there is fruit.

4. Now, draw the life cycle of the butterfly.

First	Next
Then	Finally

Writing

1. Fill in the blanks with much or many.



- How _____ ice cream do you want?
I want a cone of ice cream.
- How _____ chickens are there in the farm?
There are twenty-five chickens.
- How _____ cheese does my mother buy?
She buys a lot of cheese.
- How _____ milk does the farmer have?
He has ten bottles of milk.
- How _____ brothers do you have?
I have one brother.

2. Interview 2 friends. Ask them: What do you want to eat?

What do you want to eat?



I want a sandwich with bread and cheese.

Name: _____

- What is your favorite fruit?

- What is your favorite vegetable?

- What is your favorite dairy product?

- What do you want to eat?

Name: _____

- What is your favorite fruit?

- What is your favorite vegetable?

- What is your favorite dairy product?

- What do you want to eat?

Phonics

1. Listen to the words. Circle the sounds /s/ with green, /z/ with red, and /iz/ with blue.



Audio

Listen to the recording

books

hats

cats

chairs

fingers

gloves

kisses

eyes

boxes

toys

faces

backpacks

keys

buses

horses

cups

2. Poem time! Read the poem to write a poem.



I like _____

I like _____

I like _____

I like _____

I like _____

I like _____

When _____

They are _____

Oral Communication

Read the sentences and fill each space with your favorite foods. then, share it with your classmates.

1. For breakfast

2. For lunch



3. In school

4. In the afternoon

5. For my birthday



6. For dinner

My favorite food is...



Reading

1— What is the order? Write 1-first, 2-next, 3-finally.



Grammar

2— Fill in the blanks with **much** or **many**.

- How _____ soup do you want?
- How _____ cows are there in the farm?
- How _____ butter does Anne want?
- How _____ milk does the farmer have?
- How _____ apples do you have?

I want a cup of soup.

There are twelve cows.

She wants a lot of butter.

He has ten bottles of milk.

I have ten apples.

Writing

3— Fill in the blanks with **always**, **usually**, **sometimes** or **never**.

- My father _____ goes to work.
- The teacher _____ sings in class.
- The painter _____ reads a book.
- The farmer _____ works in hospitals.



Mineduc

I'm completing this self-evaluation based on what I learned in the module.

Self-evaluation

Reflections	I check (✓) the box that most applies to me			
Use always, usually, sometimes, never.				
Use "how much" and "how many"				
Read and recognize first, next, finally				

Freepik



Project 2



©EulaliaCornejo

My Restaurant

You will work in teams.
Plan a good restaurant.

First: Find a name for your restaurant and make a poster with the name.

Next: Make a good healthy menu for your restaurant.

Then: Prepare the food of the menu with recycled material.

Finally, set the table and get ready for clients.

Ask another group to come as clients and attend the restaurant

Take turns to let everyone participate.

Non-Commercial Licence